

2018 FACTS AND STATS

PEOPLE LIVING WITH CHRONIC HEPATITIS C



199,000 in Australia



71 million worldwide¹



48,000 in Victoria

HEPATITIS C

HEPATITIS C AND PEOPLE WHO INJECT DRUGS



People who inject or have a history of injecting make up **90%** of new hepatitis C diagnoses.²



People who inject or have a history of injecting make up **80%** of existing diagnoses.²

DEATHS AND TRANSPLANTS



399,000 deaths globally each year from hepatitis C¹



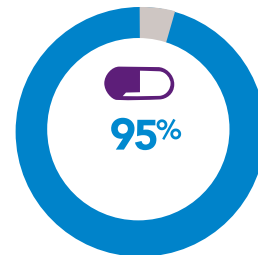
605 deaths in Australia from hepatitis C in 2016



73 liver transplants in Australia related to hepatitis C in 2016

CURE

New hep C treatment has a



cure rate

*Cure does not equal immunity

HEPATITIS C AND LIVER DAMAGE


The number of people with hepatitis related severe liver disease or cirrhosis:

18,580 in 2004

44,730 in 2014

41,772 in 2016

ABORIGINAL AND TORRES STRAIT ISLANDER PEOPLE



Aboriginal and Torres Strait Islander people are **3.8 times** more likely to be diagnosed with hepatitis C than the non-Indigenous population.

HEPATITIS C IN PRISONS

28 times

People entering prison are up to **28 times** more likely to test positive to hepatitis C than the general population.

TREATMENT



People living with hepatitis C in Australia were **treated**

But..

81%

Victorians living with hepatitis C remain untreated after diagnosis.

HEPATITIS C REFERENCES

Correct as of January 2018. Unless otherwise footnoted, all data obtained from:

Kirby Institute. HIV, viral hepatitis and sexually transmissible infections in Australia: annual surveillance report 2017. Sydney: Kirby Institute, UNSW Sydney; 2017.

1. Global Hepatitis Report 2017. Geneva: World Health Organisation; 2017.
2. Australian Government Department of Health, Fourth National Hepatitis C Strategy 2014–2017. Commonwealth of Australia, Canberra, ACT

For questions, comments or concerns about the above information, please contact the Hepatitis Infoline on 1800 703 003.

HEPATITISVICTORIA

2018 FACTS AND STATS

PEOPLE LIVING WITH CHRONIC HEPATITIS B



230,034
in Australia



257 million
worldwide³



57,000
in Victoria⁴

DEATHS AND LIVER CANCER



887,000
deaths globally
each year from
hepatitis B⁵

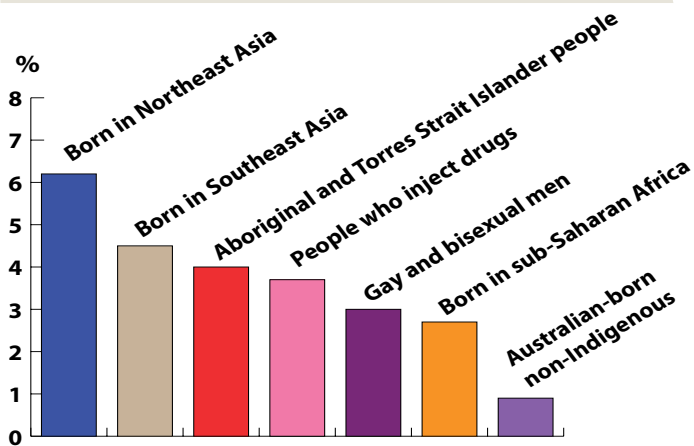


412 deaths in
Australia from
hepatitis B in
2016



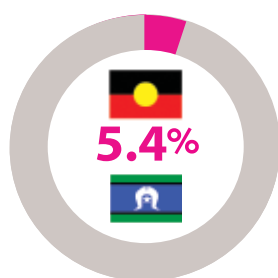
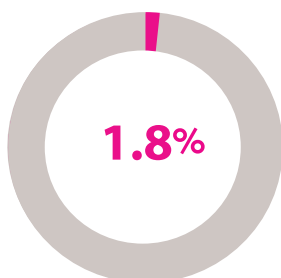
1 in 4
people with
hepatitis B who go
untreated develop
liver cancer

HEPATITIS B PREVALENCE BY PRIORITY POPULATION



E.g. 6% of people in Australia born in northeast Asia have chronic hepatitis B


RATES IN THE ABORIGINAL COMMUNITY



With chronic hep B compared to the non-aboriginal population

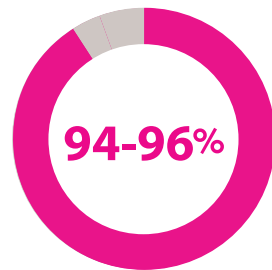
HEPATITIS B

HEPATITIS B IN PRISONS

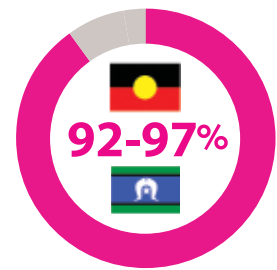


3.6% of people entering Australian prisons tested positive for hepatitis B

VACCINATION COVERAGE

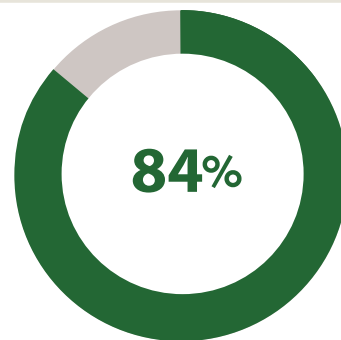


Non Indigenous infant coverage at 12 mo: 94%; at 24 mo: 96%



Indigenous infant coverage at 12 mo: 92%; at 24 mo: 97%

HEPATITIS B MANAGEMENT



People living with hepatitis B in Australia are not currently engaged in care⁶

HEPATITIS B REFERENCES

Correct as of January 2018. Unless otherwise footnoted, all data obtained from:
Kirby Institute. HIV, viral hepatitis and sexually transmissible infections in Australia: annual surveillance report 2017. Sydney: Kirby Institute, UNSW Sydney; 2017.

- Global Hepatitis Report 2017. Geneva: World Health Organisation; 2017.
- Victorian hepatitis B strategy 2016-2010. Melbourne: State Government of Victoria; 2016.
- Global Hepatitis Report 2017. Geneva: World Health Organisation 2017.
- Mapping progress in chronic hepatitis B, AustNZ J Public Health 2017. MacLachlan 2017 ANZJPH Mapping CHB 2013-15.pdf

For questions, comments or concerns about the above information, please contact the Hepatitis Infoline on 1800 703 003.