

# 2019 FACTS AND STATS

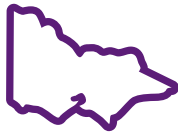
## PEOPLE LIVING WITH CHRONIC HEPATITIS C



182,144  
in Australia<sup>1</sup>



71 million  
worldwide<sup>3</sup>



46,701  
in Victoria<sup>1</sup>

## HEPATITIS C

### HEPATITIS C AND PEOPLE WHO INJECT DRUGS<sup>4</sup>



People who inject or have a history of injecting make up 90% of new hepatitis C diagnoses.



People who inject or have a history of injecting make up 80% of existing diagnoses.

## DEATHS AND TRANSPLANTS



399,000  
deaths globally  
each year from  
hepatitis C<sup>3</sup>



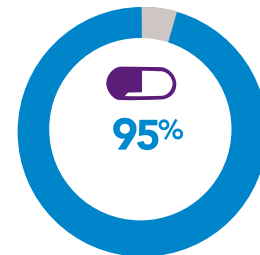
583 deaths  
in Australia  
from hepatitis C  
in 2017<sup>1</sup>



66 liver  
transplants  
in  
Australia related to  
hepatitis C in 2017<sup>1</sup>

## CURE<sup>1</sup>

New hep C  
treatment has a



cure rate


\*Cure does not equal immunity from reinfection

## HEPATITIS C AND LIVER DAMAGE<sup>1</sup>

The number of people with hepatitis related severe liver disease or cirrhosis:



## ABORIGINAL AND TORRES STRAIT ISLANDER PEOPLE<sup>1</sup>



Aboriginal and Torres Strait Islander people are 10 times more likely to be diagnosed with hepatitis C than the non-Indigenous population.

## HEPATITIS C IN PRISONS<sup>1</sup>

28 times

People entering prison are up to 28 times more likely to test positive to hepatitis C than the general population.

## TREATMENT<sup>2</sup>



People living with hepatitis C in Australia were **treated**

**But..**

71.1%

Victorians living with hepatitis C remain untreated after diagnosis.

## HEPATITIS C REFERENCES

1. Kirby Institute. HIV, viral hepatitis and sexually transmissible infections in Australia: annual surveillance report 2018. Sydney: Kirby Institute, UNSW Sydney; 2018
2. Doherty Institute National Mapping Report; 2017
3. Global Hepatitis Report 2017. Geneva: World Health Organisation; 2017
4. Australia Government Department of Health, Fourth National Hepatitis C Strategy 2014-2017. Commonwealth of Australia, Canberra, ACT

# 2019 FACTS AND STATS

## PEOPLE LIVING WITH CHRONIC HEPATITIS B<sup>2</sup>



**221,420**  
in Australia




**257 million**  
worldwide<sup>3</sup>




**63,067**  
in Victoria


## DEATHS AND LIVER CANCER<sup>3</sup>



**887,000**  
deaths globally  
each year from  
hepatitis B




**479 deaths** in  
Australia from  
hepatitis B in  
2016



**1 in 4**  
with hepatitis B  
who go untreated  
develop liver cancer

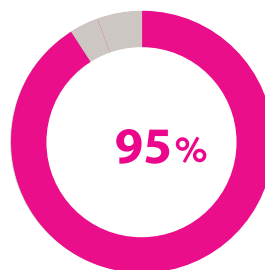
## HEPATITIS B

### HEPATITIS B IN PRISONS<sup>1</sup>

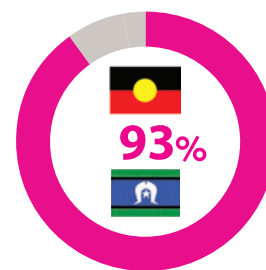


**3.1%** of people entering Australian prisons tested positive for hepatitis B

### VACCINATION COVERAGE<sup>1</sup>

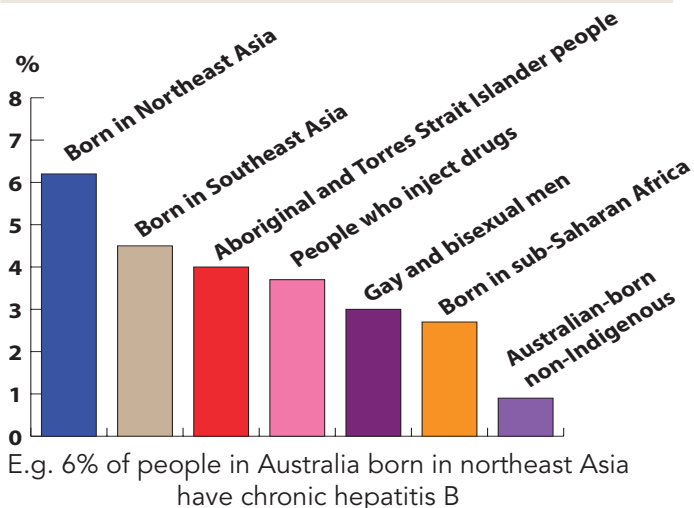


Non Indigenous infant coverage at 12 mo: 95%

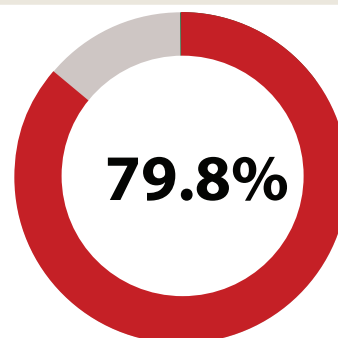


Indigenous infant coverage at 12 mo: 93%

## HEPATITIS B PREVALENCE BY PRIORITY POPULATION<sup>1</sup>

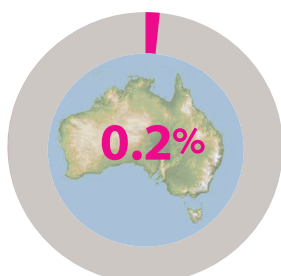


### HEPATITIS B MANAGEMENT<sup>2</sup>

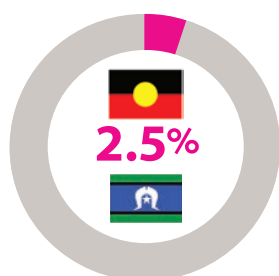


People living with hepatitis B in Australia are not currently engaged in care

### RATES IN THE ABORIGINAL COMMUNITY<sup>2</sup>



With chronic hep B compared to the Australian born non-Aboriginal population



### HEPATITIS B REFERENCES

1. Kirby Institute. HIV, viral hepatitis and sexually transmissible infections in Australia: annual surveillance report 2018. Sydney: Kirby Institute, UNSW Sydney; 2018
2. Doherty Institute National Mapping Report; 2017
3. Global Hepatitis Report 2017. Geneva: World Health Organisation; 2017
4. Australia Government Department of Health, Fourth National Hepatitis C Strategy 2014-2017. Commonwealth of Australia, Canberra, ACT