

2016 FACTS AND STATS

PEOPLE LIVING WITH CHRONIC HEPATITIS C



DEATHS AND TRANSPLANTS

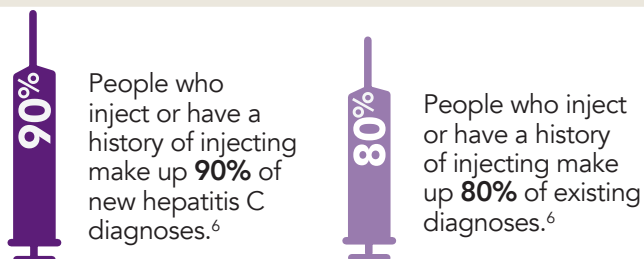


STARTING TREATMENT

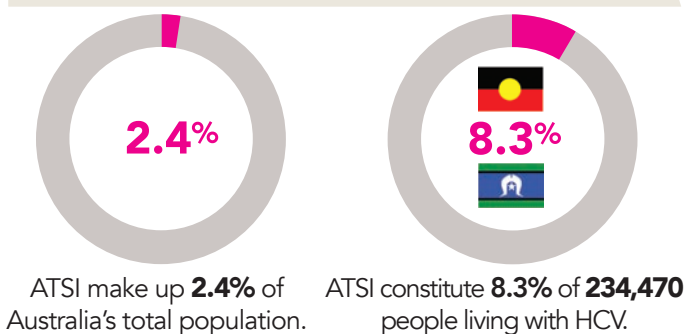


Estimated numbers of people starting treatment in March–May 2016: an extrapolation on data taking into account time lag in reporting.³

HEPATITIS C AND PEOPLE WHO INJECT DRUGS



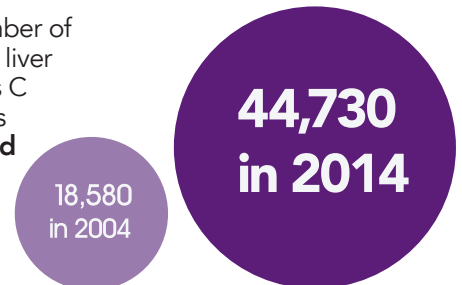
RATES OF DIAGNOSIS IN ATSI



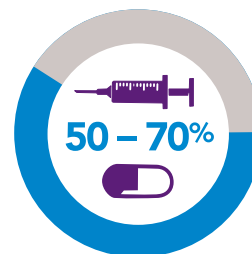
HEPATITIS C

RATES OF CIRRHOSIS

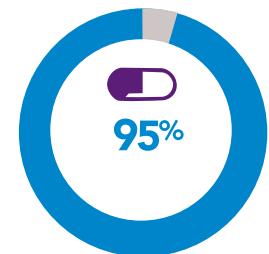
The estimated number of people with severe liver disease or hepatitis C related cirrhosis has **more than doubled** from 18,580 cases in 2004 to 44,730 in 2014.²



TREATMENT CURE RATES




Old interferon treatments had a **50-70% cure rate**.⁵



New direct acting antivirals (DAAs) have a **95% cure rate** for most genotypes.⁵

HEPATITIS C IN PRISONS

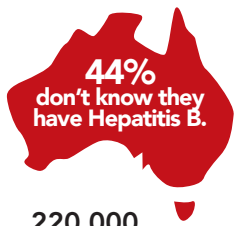


HEPATITIS C REFERENCES

1. World Health Organisation 2015, *Hepatitis C Factsheet No. 164*. Accessed 2 June 2014. (<http://www.wh.int/mediacentre/factsheets/fs164/en/>)
2. The Kirby Institute, *HIV, viral hepatitis and sexual transmissible infections in Australia Annual Surveillance Report 2015*. The Kirby Institute. UNSW Australia, Sydney NSW 2052.
3. The Kirby Institute, *Monitoring hepatitis C treatment uptake in Australia, Issue 3, July 2016*. The Kirby Institute. UNSW Australia, Sydney NSW 2052.
4. Hepatitis C Virus Infection Consensus Statement Working Group. *Australian recommendations for the management of hepatitis C virus infection: a consensus statement 2016*.
5. Melbourne Gastroenterological Society of Australia, 2016. Australian Society for HIV, Viral Hepatitis and Sexual health Medicine, General Practitioners and Hepatitis C. Australian Society for HIV, Viral hepatitis and sexual health Medicine, Darlinghurst NSW 2010.
6. Australian Government Department of Health, *Fourth National Hepatitis C Strategy 2014-2017*. Commonwealth of Australia, Canberra, ACT 2601.

2016 FACTS AND STATS

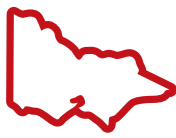
PEOPLE LIVING WITH CHRONIC HEPATITIS B



220,000
in Australia²



240 million
worldwide¹⁰



56,000
in Victoria

DEATHS AND LIVER CANCER



780,000
deaths globally each year from hepatitis B⁷

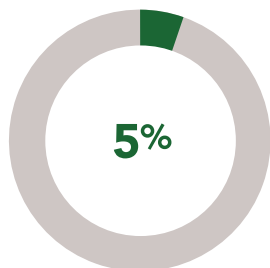


395 deaths in Australia from hepatitis B in 2014²

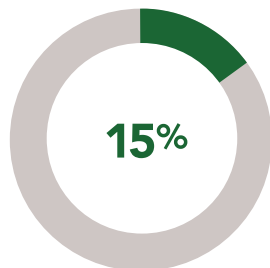


1 in 4 people with hepatitis B will die from liver cancer

TREATMENT RATES

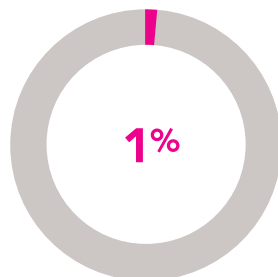


The percentage of people living with hepatitis B who were on treatment in 2013 (11,527)⁷

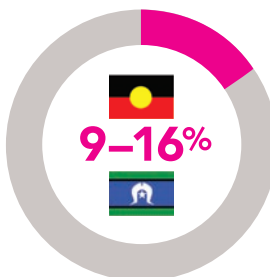


The percentage of people that need to be on treatment to impact liver disease and liver cancer rates (21,000)⁷

RATES OF DIAGNOSIS IN ATSI



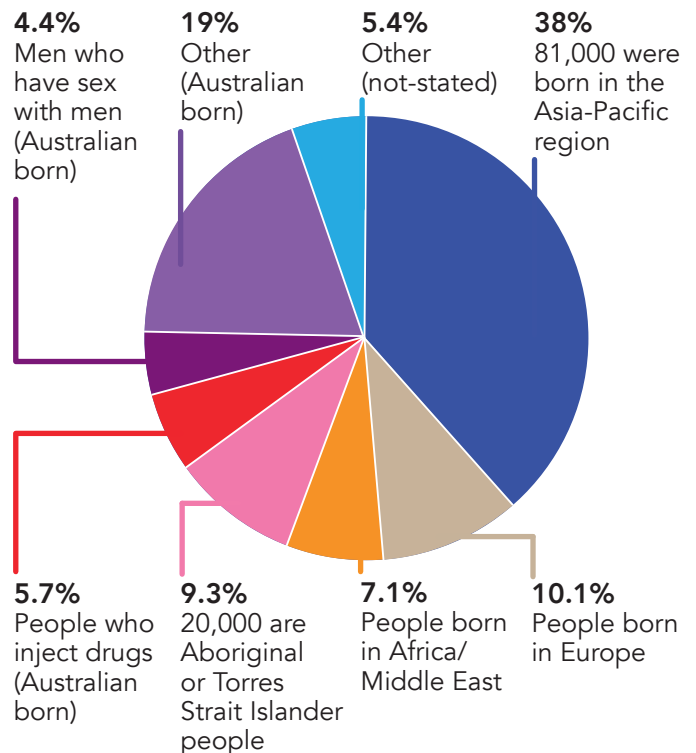
1% of non-ATSI people are living with chronic HBV.




Between **9-16%** of ATSI people are living with chronic HBV.

HEPATITIS B

HEPATITIS B PREVALENCE BY PRIORITY POPULATION¹¹



HEPATITIS B IN PRISONS



HEPATITIS B REFERENCES

- MacLachlan J. H. et al. *Hepatitis B Mapping Project: Estimates of chronic hepatitis B diagnosis, monitoring and treatment by Medicare Local, National Report 2012/13*. Australian Society for HIV, Viral hepatitis and Sexual Health Medicine. Darlinghurst NSW 2010.
- Adamson E. et al. *Perceptions of liver cancer and hepatitis B in the Victoria Chinese community, Summary Report 2013*. Cancer Council Victoria. Melbourne VIC 3004.
- Australian Institute of Health and Welfare 2015. *The health of Australia's prisoners 2015*. Cat. no. PHE 207. Canberra ACT 2061.
- World Health Organisation 2015, *Hepatitis B Factsheet No. 204*. Accessed 2 June 2016. (<http://www.who.int/mediacentre/factsheets/fs204/en/>).
- MacLachlan J.H. et al. *Australia and New Zealand Journal of Pacific Health*. Melbourne VIC 3000.